

TEACHABLE BOOKS

Indigenous Voices: Seven Sacred Teachings

By Kim Kirk

GRADE LEVEL: Middle (7-10)

THEME: Indigenous Voices

SUB-THEMES:

Character Education,
Medicine Wheel,
Personal Strengths,
Sacred Medicines

LEARNING FOCUS

Students will be introduced to the legends of the Seven Grandfather Teachings (also known as the Seven Sacred Teachings) and learn how each teaching honours one of the basic virtues that are necessary for a full and healthy life. Students will explore how in these sacred teachings, animals, man and the environment are all connected.

FEATURED BOOK



Seven Sacred Teachings by David Bouchard and Dr. Joseph Martin, illustrated by Kristy Cameron (More Than Words Publishing, 2009)

Republished as an audio enhanced read-along edition featuring the voice and flutes of David Bouchard (Crow Cottage Publishing, 2016)



LEARNING EXPERIENCE

MINDS ON PROVOCATION

Begin by watching the linked [video](#).

Continue a dialogue about the Seven Grandfather Teachings: Truth, Humility, Respect, Honesty, Love, Bravery/Courage, Wisdom. Which one resonates with students the most? Is there an example of a time when they have shown one of the teachings?

Explore more information about the [Seven Grandfather Teachings](#).

READ, PLAN, AND PRACTICE

First Read:


- Read through “Seven Sacred Teachings,” stopping after each teaching to discuss the animals and their traits. Create a list of each teaching and the animal and their traits.
- You can find many printable Seven Grandfather Teachings [colour sheets](#) online that students can fill in, colour or paint.

Second Read:

- Take note of the direction, seasons and medicines that link with each teaching. Have students work in groups (seven groups—one for each teaching) and record the other content from the story.
- Excellent resources for your classroom can be ordered [here](#).

Third Read:

- Create a Medicine Wheel and include all of the teachings from the story in the wheel.



MAKE, TINKER, AND MODIFY

Students may demonstrate their understanding of the seven teachings in a variety of ways:


- Choose one of the seven teachings and create a story using the animal, direction, season, medicine and teaching.
- Choose a teaching and create a [wordle](#) using your knowledge about that word.
- Create an image that represents one of the teachings to you.
- Use [Micro:Bit](#) to create an interactive poster (see [here](#) for the lesson).
- Use playdough/clay to design the animals of the Seven Sacred Teachings.

REFLECT AND CONNECT


How can you use the seven teachings to live a better life?

ADDITIONAL CANADIAN BOOKS AND BOOK LISTS TO SUPPORT THESE SUB-THEMES

BOOKS



Rainbow Crow by David Bouchard, illustrated by David Jean (Red Deer Press, 2012)



Dreamcatcher and the Seven Deceivers by David Bouchard, illustrated by Kristy Cameron (Crow Cottage Publishing, 2016)

BOOK LISTS

- [Indigenous History Month: K-12 Books](#) (49th Kids)
- [National Indigenous History Month Reading List](#) (The Canadian Children's Book Centre)
- [Just Call Me Lucille](#) (SayITFirst)

ADAPTATIONS FOR THIS LESSON

Focus on one teaching per month. Deep dive into the teaching to create a kind and caring classroom focused on the Seven Sacred Teachings.

An audio publishing of “Seven Sacred Teachings” by David Bouchard can be found [here](#).

MORE RESOURCES

- [Waking Up Ojibwe](#): through a series of programs and partnerships this Anishinaabemodaa initiative is focused on providing Anishinaabemowin instruction from preschool through to post-secondary.
- [The Seven Teachings Stories Series](#) (Portage and Main Press)
- [Seven Sacred Teachings](#): the resources found on this site were developed by Alberta Regional Professional Development Consortia (ARPDPC) as a result of grants from Alberta Education to support implementation.

